

Blackjack Switch

Blackjack Switch

The object of the game is for the player to draw two hands of cards which have a value closer to 21 than that of the dealer without going "bust" i.e. over 21.

How to Play

Blackjack Switch allows the player to play the normal game of Blackjack but with two hands instead of one. The two hands will be dealt to two adjacent boxes called a "Double Box". To play, each player has to place two bets of equal amounts (of at least the table minimum) on the two betting boxes in front of him. (Before any cards are drawn, the dealer will ask the players if they would like to play an optional side bet, please see "Super Match").

The dealer then deals each player and himself one card, and then each player a second card, leaving himself one only. All cards are dealt face up. Starting with the player to the left of the dealer, each player has to make one of five decisions, based on the two cards on his first box and the two cards on his second box.





Super Match

The optional "Super Match" side bet is an addition to "Blackjack Switch" and is based on the first four cards drawn on the player's "Double Box". The player must place his bet on the "Super Match" bet box to the right of the "Double Box" before any cards are drawn.



The Cards	Card Value
Jack, Queen King	10
Ace	1 or 11
Number Cards	Face Value

Bets are taken or paid as per the Payout Table: Using all four of the player's initial cards.

Winning hand	Suit	Cards in hand
1 Pair	1 to 1	One set: Identical numbers 
3 of a Kind	5 to 1	Three identical cards 
2 Pairs	7 to 1	Two sets: Identical numbers 
4 of a Kind	100 to 1	Four identical cards 

Insurance

If the dealer's first card is an Ace, players may insure their bets against the dealer receiving a Blackjack. Insurance bets are up to half the total of the "Double Box" bet, but not less than the table minimum. All Insurance bets must be placed after the initial card is drawn but before any further cards are drawn.

1. Switch

The objective of the "Switch" is to create stronger combinations. Once two cards have been dealt to the two boxes, the player has the option of switching the top card of each hand to create a stronger combination. No extra wager are required to "Switch".

The top two cards will only be switched by the dealer after a call of "Switch" is made by the player.

If the bottom two cards are the same and the top two cards are the same, no "Switch" will be allowed, e.g. the dealer will call "fourteen, no Switch".

A blackjack win that is created by "Switching" will become a soft 21.

2. Stand

Not to take any further cards.

3. Draw

Take another card/s to improve the player's chances of getting closer to 21.

Remember

The dealer is there to help you, please do not hesitate to ask for assistance at any time. We sincerely hope you enjoy your experience when playing Blackjack Switch at Sun International Casinos.

4. Split

If a player has a pair of cards, the player is given the option of splitting the cards and playing them as two separate hands. When a player splits, he must place a bet equal in value to his first bet on the second card before any more cards are drawn.

Splitting is allowed once only on each hand. Aces may be split but will receive one card only on each Ace.

5. Double

A player may double his stake on any two cards except on a natural Blackjack, but will receive one card only. A "Switched 21" may be doubled.

Dealer's Hand

If the dealer's hand has a value of 16 or less, the dealer must draw another card. If the dealer's hand has a value of 17 through to 22 the dealer must stand. The dealer must draw on a soft total of 22 i.e. (A,A), (4,7,A) etc, more cards must be drawn until a total of 17 through to 22 is achieved. If the dealer draws a hard total of 22, then all bets will become a "Stand-Off" except for a Natural Blackjack which will be paid 1-1. A Natural Blackjack will beat a "Switched 21".